


APRIL - 2017 PROJECT UPDATE



CENTRAL ELEMENT
PROPERTY DEVELOPMENT



AURA

PYMBLE

HCAP
DEVELOPMENTS



AURA ELEVATE YOUR LIFESTYLE

Elevate your lifestyle and your expectations. Aura at Pymble sits majestically on an elevated site which takes in a magnificent 270-degree vista of Sydney, from Chatswood's towers to the CBD's sparkling lights, right through to the Blue Mountains. The panoramic views will take your breath away, the stunning modern architectural design will impress, and the timeless luxurious interiors will inspire. Step up to an indulgent way of living with a bird's eye view at Aura.



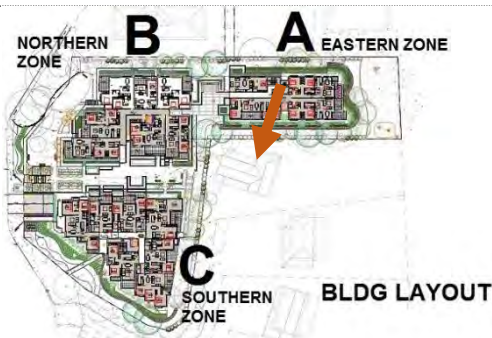
Aura apartments feature individualised planning to optimise the use of space and take advantage of the elevated aspect, to ensure your home is truly unique. Living areas flow seamlessly to large entertainer's balconies or courtyards with outlooks that expand as you climb higher. Kitchens feature a clever blend of timber and polyurethane, and concealed lighting highlights the beauty of stone benchtops, engineered timber floors and mirrored bathroom cabinets. You'll love coming home to Aura.

LOCATION


Aura's prized location on Pymble's hilltop offers an enviable address. Ideally located on Sydney's Upper North Shore, this quiet and leafy suburb is renowned for its stunning natural setting and is home to Sheldon Forest and Dalrymple-Hay Nature Reserve. At Aura, you're just a short stroll to local shopping, restaurants, parks, cafés and just 200 metres to Pymble train station. And the Pacific Highway/M1 puts you within easy reach of the CBD. Nearby attractions include three golf clubs, West Pymble Pool, Bobbin Head Marina, Ku-ring-gai Chase National Park, plus some of Sydney's best universities, private and state schools.



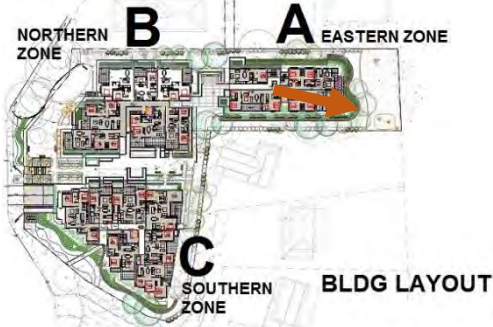
CONSTRUCTION PHOTOS

Date	05/04/17
Building	A
Level	7
Description	View from building A to building C. Scaffolding has been stripped from 2 levels
Location and Aspect	 <p>NORTHERN ZONE B A EASTERN ZONE SOUTHERN ZONE C BLDG LAYOUT</p>



Date	05/04/17
Building	C
Level	2
Description	Bricks in, linings in, setting underway. Fit-out to follow
Location and Aspect	



Date	05/04/17
Building	A
Level	1
Description	Windows and sliding door
Location and Aspect	 <p>The diagram is a site plan titled 'BLDG LAYOUT'. It shows three distinct zones: 'NORTHERN ZONE' on the left, 'EASTERN ZONE' on the right, and 'SOUTHERN ZONE' at the bottom. A large building footprint is highlighted in orange, spanning across the Eastern and Southern zones. The letters 'A', 'B', and 'C' are placed near their respective zones. The building layout is shown with internal walls and structural elements.</p>



TIME-LAPSE

The time-lapse below shows great progress since project start date. From 3 residential dwellings, to excavation, to 3 complete structures.



STRUCTURE COMPLETE



SUMMARY

Structure	
Building A	Complete
Building B	Complete
Building C	Complete
Brick Façade	
Building A	Up to Level 3 of 6
Building B	Up to Level 5 of 7
Building C	Complete 6 of 6
Service Rough-in	
Hydraulic	85% Complete
Electrical	65% Complete
Mechanical	60% Complete
Apartment Plasterboard Lining	
Building A	Up to Level 3
Building B	Up to Level 3/4
Building C	Up to Level 4

In mid-February Aura topped out, completing the structural element of the development. That then allowed the brick façade to begin to take shape, revealing how the end product will look. Windows and sliding doors have begun to be installed to the lower levels. Services are also currently being roughed-in throughout the development followed by plasterboard linings.

Following these key activities, the internal fitout follows on. From there, the internal style of the apartments begins to take shape. Kitchen joinery, tiling, timber flooring, fixtures and fittings and appliances begin to be installed over the next several months.

We look forward to reporting next month on the status of your new homes.

Kind Regards,

The Central Element & HCAP Developments Team

To receive more frequent project updates, search Instagram for [@auradevelopment](#) or click the hyperlink to go direct.

